



Paris, February 8th, 2008

The decline of the big western nations?

A **Harris Interactive** exclusive poll, in partnership with France 24, the channel of international information, and the *International Herald Tribune*

This **Harris Interactive / France 24 / International Herald Tribune** poll indicates that residents of 5 major European countries and America think that their respective countries are not faring particularly well, either in general or with regard to several specific issues. They also think that their countries are moving more in the wrong direction than the right one.

Results to be released on Friday, February 8th, 2007 on France 24 in "The Talk of Paris" and published in the *International Herald Tribune* of February, 8th 2008.

Methodology

This poll was conducted online by Harris Interactive, in partnership with France 24 and The International Herald Tribune, among a total of 6,676 adults (aged 16-64) within France, Germany, Great Britain, Spain and the United-States; and adults (aged 18-64) in Italy, from 10 to 21 January 2008. The data for age, gender, education, region and Internet propensity were weighted when necessary to bring them into line with the current proportions in the population.

Propensity score weighting was applied to adjust for respondents' propensity to be online.

The poll explores adults':

- views on conditions today in the country in which they reside
- thoughts on whether their country is more on the right track than the wrong one
- thoughts on how well their country is doing on 11 current key issues
 - Justice
 - Employment
 - The Economy
 - Education
 - Health Care
 - Affordability (purchasing power)
 - Political System
 - Public Transportation
 - Retirement System
 - Law & Order
 - National Defence







Please note that any communication of these results has to be made with technical elements such as: survey methodology, fieldwork dates, name of the agency, sample size.

GENERAL "HEALTH" OF COUNTRIES

Only a minority of adults in France, Germany, Great Britain, Italy, Spain and America think their country is doing well today. Italians and French are particularly negative in their impressions of the state of their country.

How do you think [COUNTRY NAME] is doing today?







Base : Total respondent

						
<i>Unweighted Base</i>	1,128	1,135	1,137	1,147	1,114	1,015
Well (NET)	7%	28%	20%	4%	30%	19%
Very well (5)	*	1%	2%	1%	3%	3%
Well (4)	7%	26%	18%	3%	26%	16%
Neither well nor badly (3)	26%	36%	39%	16%	33%	30%
Badly (NET)	67%	36%	41%	80%	38%	52%
Badly (2)	50%	29%	33%	48%	28%	41%
Very badly (1)	17%	7%	8%	31%	9%	11%
Mean	2,2	2,9	2,7	1,9	2,9	2,6

A majority of adults in Italy, France, America and Great Britain think their country is moving more in the wrong direction than the right direction. Adults in Germany and Spain are by no means positive however. Slightly less than half of adults in these countries think their country is moving more in the wrong direction.

Do you think [COUNTRY NAME] is moving more in the right direction or the wrong direction?

Base : Total respondent

						
<i>Unweighted Base</i>	1,128	1,135	1,137	1,147	1,114	1,015
More in the wrong direction	56%	49%	54%	65%	48%	59%
More in the right direction	27%	30%	16%	19%	39%	17%
Not sure	17%	21%	30%	16%	12%	25%







* : less than 0,5%

"HEALTH" OF COUNTRIES DETAILED BY THEMES







A majority of adults in Italy, Great Britain, France, and Spain think their country is doing badly or very badly with regard to the issue of justice. Germans and Americans are somewhat less negative than their counterparts, yet only a quarter of respondents within these countries think that their country is doing well or very well.

How do you think [COUNTRY NAME] is doing today with regard to the issues listed below?

Base : Total respondent







						
JUSTICE						
<i>Unweighted Base</i>	1,128	1,135	1,137	1,147	1,114	1,015
Well (NET)	14%	27%	10%	5%	15%	25%
Very well (5)	*	3%	2%	1%	1%	2%
Well (4)	14%	24%	9%	4%	14%	23%
Neither well nor badly (3)	30%	38%	30%	18%	29%	39%
Badly (NET)	56%	35%	59%	78%	55%	37%
Badly (2)	39%	26%	32%	34%	33%	24%
Very badly (1)	17%	9%	27%	43%	23%	12%
Mean	2,4	2,8	2,3	1,8	2,4	2,8

A majority of adults in 4 countries—France, Italy, Spain, and Germany—think that their country is doing badly or very badly with regard to the issue of employment. American and British adults give their countries slightly higher marks.







						
EMPLOYMENT						
<i>Unweighted Base</i>	1,128	1,135	1,137	1,147	1,114	1,015
Well (NET)	9%	15%	28%	9%	13%	24%
Very well (5)	*	1%	3%	1%	1%	4%
Well (4)	9%	14%	24%	8%	11%	20%
Neither well nor badly (3)	25%	34%	42%	28%	26%	36%
Badly (NET)	66%	51%	31%	63%	61%	40%
Badly (2)	41%	33%	22%	33%	40%	29%
Very badly (1)	25%	18%	9%	29%	21%	11%
Mean	2,2	2,5	2,9	2,2	2,3	2,8

* : less than 0,5%

Germany is the only country in which more than a third of all adults think that their country is doing very well or well with regard to the economy. A majority of adults in Great Britain, France, America, and Spain think that their country is doing badly or very badly on this issue, and 3 out of every 4 Italian adults are of this view as well.







						
ECONOMY						
<i>Unweighted Base</i>	1,128	1,135	1,137	1,147	1,114	1,015
Well (NET)	6%	36%	15%	6%	21%	11%
Very well (5)	*	2%	2%	1%	2%	2%
Well (4)	6%	34%	14%	5%	19%	9%
Neither well nor badly (3)	24%	37%	39%	19%	28%	26%
Badly (NET)	70%	27%	45%	75%	52%	63%
Badly (2)	47%	22%	34%	41%	35%	39%
Very badly (1)	24%	5%	11%	35%	17%	24%
Mean	2,1	3,1	2,6	2	2,5	2,3

Adults in all countries, particularly in Italy, rate their **educational system** quite poorly.







						
EDUCATION						
<i>Unweighted Base</i>	1,128	1,135	1,137	1,147	1,114	1,015
Well (NET)	18%	16%	21%	10%	18%	19%
Very well (5)	2%	1%	2%	1%	2%	3%
Well (4)	16%	15%	19%	9%	16%	16%
Neither well nor badly (3)	25%	35%	34%	26%	27%	29%
Badly (NET)	57%	49%	45%	64%	56%	52%
Badly (2)	41%	33%	34%	37%	37%	36%
Very badly (1)	16%	16%	11%	26%	18%	16%
Mean	2,5	2,5	2,7	2,2	2,5	2,5

* : less than 0,5%

Spain is the only country where more than a third of the adult population think that the health care system is doing well or very well perceive it to be doing badly or very badly. Approximately 2 in 3 Americans, in comparison, think that their country is doing badly or very badly with regard to health care.







	French	German	British	Italian	Spanish	American
HEALTH CARE						
<i>Unweighted Base</i>	1,128	1,135	1,137	1,147	1,114	1,015
Well (NET)	23%	20%	17%	13%	37%	11%
Very well (5)	5%	2%	3%	1%	4%	2%
Well (4)	18%	18%	15%	11%	33%	9%
Neither well nor badly (3)	24%	29%	27%	32%	27%	21%
Badly (NET)	53%	50%	55%	55%	35%	68%
Badly (2)	35%	36%	37%	32%	27%	34%
Very badly (1)	18%	14%	18%	23%	8%	34%
Mean	2,6	2,6	2,5	2,4	3	2,1

Among adults in all 6 countries, **affordability (purchasing power)** is a concern, especially in France and Italy where more than 8 in 10 adults think their country is doing badly or very badly.







	French	German	British	Italian	Spanish	American
AFFORDABILITY (purchasing power)						
<i>Unweighted Base</i>	1,128	1,135	1,137	1,147	1,114	1,015
Well (NET)	4%	17%	12%	4%	12%	14%
Very well (5)	*	1%	2%	*	1%	1%
Well (4)	4%	16%	11%	3%	11%	12%
Neither well nor badly (3)	12%	38%	44%	16%	27%	31%
Badly (NET)	84%	45%	44%	80%	61%	55%
Badly (2)	42%	32%	31%	37%	38%	39%
Very badly (1)	43%	13%	14%	42%	23%	16%
Mean	1,8	2,6	2,6	1,8	2,3	2,4

* : less than 0,5%

In no country do the political systems fare well—less than 1 in 4 adults in each country characterize their country’s performance in this area positively. Italy’s current political uncertainty is evident, with more than 8 out of every 10 adults thinking that the political system is doing badly or very badly.







						
POLITICAL SYSTEM						
<i>Unweighted Base</i>	1,128	1,135	1,137	1,147	1,114	1,015
Well (NET)	17%	21%	12%	4%	22%	13%
Very well (5)	1%	2%	2%	1%	3%	2%
Well (4)	15%	19%	10%	3%	19%	10%
Neither well nor badly (3)	29%	39%	39%	13%	30%	27%
Badly (NET)	54%	40%	49%	83%	48%	60%
Badly (2)	29%	25%	31%	22%	24%	32%
Very badly (1)	25%	15%	18%	60%	24%	29%
Mean	2,4	2,7	2,5	1,6	2,5	2,3

Public transportation seems to be of a major concern for Italians and Britons, with approximately 6 in 10 of all adults thinking that their country is doing badly or very badly. The French and Italians tend to have a more favourable view of their public transport system.







						
PUBLIC TRANSPORTATION						
<i>Unweighted Base</i>	1,128	1,135	1,137	1,147	1,114	1,015
Well (NET)	35%	37%	13%	9%	28%	24%
Very well (5)	3%	5%	2%	1%	2%	3%
Well (4)	32%	32%	11%	8%	26%	21%
Neither well nor badly (3)	42%	34%	29%	30%	34%	39%
Badly (NET)	23%	29%	58%	61%	39%	36%
Badly (2)	16%	23%	38%	36%	26%	26%
Very badly (1)	7%	7%	20%	25%	13%	10%
Mean	3,1	3,1	2,4	2,2	2,8	2,8

* : less than 0,5%

In all countries, a majority of adults think that their country is doing badly or very badly with regard to the issue of retirement. This issue will be covered in more depth in our next *Harris Interactive / France 24 / International Herald Tribune* survey.







						
RETIREMENT SYSTEM						
<i>Unweighted Base</i>	1,128	1,135	1,137	1,147	1,114	1,015
Well (NET)	9%	7%	7%	6%	16%	7%
Very well (5)	1%	*	1%	*	2%	1%
Well (4)	8%	6%	7%	5%	14%	6%
Neither well nor badly (3)	22%	25%	29%	21%	26%	27%
Badly (NET)	70%	69%	64%	73%	58%	65%
Badly (2)	42%	44%	41%	38%	38%	38%
Very badly (1)	28%	25%	23%	35%	20%	27%
Mean	2,1	2,1	2,2	2	2,4	2,2

In Italy and Great Britain, approximately 6 in 10 of all adults think their country is doing badly or very badly with regard to the issue of **law & order**. In all other countries, less than 4 in 10 adults think their country is doing badly or very badly on this issue.

						
LAW & ORDER						
<i>Unweighted Base</i>	1,128	1,135	1,137	1,147	1,114	1,015
Well (NET)	23%	30%	12%	8%	31%	29%
Very well (5)	2%	3%	1%	*	3%	4%
Well (4)	22%	27%	11%	8%	28%	26%
Neither well nor badly (3)	38%	38%	29%	27%	34%	38%
Badly (NET)	39%	32%	59%	65%	35%	32%
Badly (2)	30%	23%	35%	36%	24%	24%
Very badly (1)	9%	9%	24%	29%	11%	8%
Mean	2,8	2,9	2,3	2,1	2,9	2,9

* : less than 0,5%







Compared to nearly all other issues, national defence is less problematic. In no country do more than 4 in 10 adults think that their country is doing badly or very badly with regard to this issue.

						
NATIONAL DEFENCE						
<i>Unweighted Base</i>	1,128	1,135	1,137	1,147	1,114	1,015
Well (NET)	48%	39%	23%	25%	33%	37%
Very well (5)	9%	4%	3%	2%	4%	7%
Well (4)	39%	35%	20%	23%	30%	30%
Neither well nor badly (3)	38%	46%	41%	43%	32%	31%
Badly (NET)	14%	14%	37%	32%	35%	32%
Badly (2)	10%	10%	25%	18%	21%	22%
Very badly (1)	4%	4%	11%	14%	14%	11%
Mean	3,4	3,3	2,8	2,8	2,9	3

To summarise, Europeans and Americans have given their countries low marks on most, if not all, of the issues considered in this poll, demonstrating a somewhat bleak picture of the world today, as illustrated in the following table:

How do you think [COUNTRY NAME] is doing today with regard to the issues listed below?

Base : Total respondent

						
MEAN SUMMARY						
<i>Unweighted Base</i>	1,128	1,135	1,137	1,147	1,114	1,015
National Defence	3,4	3,3	2,8	2,8	2,9	3
Public Transportation	3,1	3,1	2,4	2,2	2,8	2,8
Law & Order	2,8	2,9	2,3	2,1	2,9	2,9
Health Care	2,6	2,6	2,5	2,4	3	2,1
Education	2,5	2,5	2,7	2,2	2,5	2,5
Justice	2,4	2,8	2,3	1,8	2,4	2,8
Political System	2,4	2,7	2,5	1,6	2,5	2,3
Employment	2,2	2,5	2,9	2,2	2,3	2,8
Economy	2,1	3,1	2,6	2	2,5	2,3
Retirement System	2,1	2,1	2,2	2	2,4	2,2
Affordability	1,8	2,6	2,6	1,8	2,3	2,4
General situation of country	2,2	2,9	2,7	1,9	2,9	2,6


Notes synthesise the average of opinions, 3 being the average between the negative (1=very badly, 2=badly) and positive opinions (5=very well, 4=well), or neutral (3=neither well nor badly)

* : less than 0,5%

The following tables summarise the results per country, ranked for each country from the best to the worst.


How do you think France is doing today?

French respondents (Unweighted Base = 1,128)

	Very well + Well	Very well	Well	Neither well, nor badly	Very badly + Badly	Badly	Very badly	Mean
National Defence	48%	9%	39%	38%	14%	10%	4%	3,4
Public Transportation	35%	3%	32%	42%	23%	16%	7%	3,1
Law & Order	23%	2%	22%	38%	39%	30%	9%	2,8
Health Care	23%	5%	18%	24%	53%	35%	18%	2,6
Education	18%	2%	16%	25%	57%	41%	16%	2,5
Justice	14%	*	14%	30%	56%	39%	17%	2,4
Political System	17%	1%	15%	29%	54%	29%	25%	2,4
Employment	9%	*	9%	25%	66%	41%	25%	2,2
Economy	6%	*	6%	24%	70%	47%	24%	2,1
Retirement System	9%	1%	8%	22%	70%	42%	28%	2,1
Affordability (Purchasing Power)	4%	*	4%	12%	84%	42%	43%	1,8


How do you think Germany is doing today?

German respondents (Unweighted Base = 1,135)

	Very well + Well	Very well	Well	Neither well, nor badly	Very badly + Badly	Badly	Very badly	Mean
National Defence	39%	4%	35%	46%	14%	10%	4%	3,3
Economy	36%	2%	34%	37%	27%	22%	5%	3,1
Public Transportation	37%	5%	32%	34%	29%	23%	7%	3,1
Law & Order	30%	3%	27%	38%	32%	23%	9%	2,9
Justice	27%	3%	24%	38%	35%	26%	9%	2,8
Political System	21%	2%	19%	39%	40%	25%	15%	2,7
Health Care	20%	2%	18%	29%	50%	36%	14%	2,6
Affordability (Purchasing Power)	17%	1%	16%	38%	45%	32%	13%	2,6
Employment	15%	1%	14%	34%	51%	33%	18%	2,5
Education	16%	1%	15%	35%	49%	33%	16%	2,5
Retirement System	7%	*	6%	25%	69%	44%	25%	2,1

How do you think the UK is doing today?

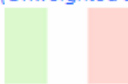
British respondents (Unweighted Base = 1,137)

	Very well + Well	Very well	Well	Neither well, nor badly	Very badly + Badly	Badly	Very badly	Mean
Employment	28%	3%	24%	42%	31%	22%	9%	2,9
National Defence	23%	3%	20%	41%	37%	25%	11%	2,8
Education	21%	2%	19%	34%	45%	34%	11%	2,7
Economy	15%	2%	14%	39%	45%	34%	11%	2,6
Affordability (Purchasing Power)	12%	2%	11%	44%	44%	31%	14%	2,6
Health Care	17%	3%	15%	27%	55%	37%	18%	2,5
Political System	12%	2%	10%	39%	49%	31%	18%	2,5
Public Transportation	13%	2%	11%	29%	58%	38%	20%	2,4
Justice	10%	2%	9%	30%	59%	32%	27%	2,3
Law & Order	12%	1%	11%	29%	59%	35%	24%	2,3
Retirement System	7%	1%	7%	29%	64%	41%	23%	2,2

* : less than 0,5%


How do you think Italy is doing today?

Italian respondents (Unweighted Base = 1,147)

	Very well + Well	Very well	Well	Neither well, nor badly	Very badly + Badly	Badly	Very badly	Mean
National Defence	25%	2%	23%	43%	32%	18%	14%	2,8
Health Care	13%	1%	11%	32%	55%	32%	23%	2,4
Employment	9%	1%	8%	28%	63%	33%	29%	2,2
Education	10%	1%	9%	26%	64%	37%	26%	2,2
Public Transportation	9%	1%	8%	30%	61%	36%	25%	2,2
Law & Order	8%	*	8%	27%	65%	36%	29%	2,1
Economy	6%	1%	5%	19%	75%	41%	35%	2
Retirement System	6%	*	5%	21%	73%	38%	35%	2
Justice	5%	1%	4%	18%	78%	34%	43%	1,8
Affordability (Purchasing power)	4%	*	3%	16%	80%	37%	42%	1,8
Political System	4%	1%	3%	13%	83%	22%	60%	1,6


How do you think Spain is doing today?

Spanish respondents (Unweighted Base = 1,114)

	Very well + Well	Very well	Well	Neither well, nor badly	Very badly + Badly	Badly	Very badly	Mean
Health Care	37%	4%	33%	27%	35%	27%	8%	3
Law & Order	31%	3%	28%	34%	35%	24%	11%	2,9
National Defence	33%	4%	30%	32%	35%	21%	14%	2,9
Public Transportation	28%	2%	26%	34%	39%	26%	13%	2,8
Economy	21%	2%	19%	28%	52%	35%	17%	2,5
Education	18%	2%	16%	27%	56%	37%	18%	2,5
Political System	22%	3%	19%	30%	48%	24%	24%	2,5
Justice	15%	1%	14%	29%	55%	33%	23%	2,4
Retirement System	16%	2%	14%	26%	58%	38%	20%	2,4
Employment	13%	1%	11%	26%	61%	40%	21%	2,3
Affordability (Purchasing Power)	12%	1%	11%	27%	61%	38%	23%	2,3

How do you think the U.S. are doing today?

American respondents (Unweighted Base = 1,015)

	Very well + Well	Very well	Well	Neither well, nor badly	Very badly + Badly	Badly	Very badly	Mean
National Defence	37%	7%	30%	31%	32%	22%	11%	3
Law & Order	29%	4%	26%	38%	32%	24%	8%	2,9
Justice	25%	2%	23%	39%	37%	24%	12%	2,8
Employment	24%	4%	20%	36%	40%	29%	11%	2,8
Public Transportation	24%	3%	21%	39%	36%	26%	10%	2,8
Education	19%	3%	16%	29%	52%	36%	16%	2,5
Affordability (Purchasing Power)	14%	1%	12%	31%	55%	39%	16%	2,4
Economy	11%	2%	9%	26%	63%	39%	24%	2,3
Political System	13%	2%	10%	27%	60%	32%	29%	2,3
Retirement System	7%	1%	6%	27%	65%	38%	27%	2,2
Health Care	11%	2%	9%	21%	68%	34%	34%	2,1

* : less than 0,5%

About Harris Interactive

Harris Interactive is the 13th largest and one of the fastest-growing market research firm in the world. The company provides innovative research, insights and strategic advice to help its clients make more confident decisions which lead to measurable and enduring improvements in performance. Harris Interactive is widely known for The Harris Poll, one of the longest running, independent opinion polls and for pioneering online market research methods. The company has built what it believes to be the world's largest panel of survey respondents, the Harris Poll Online. Harris Interactive serves clients worldwide through its North American, European and Asian offices, and through a global network of independent market research firms. More information about Harris Interactive may be obtained at www.harrisinteractive.com.

Contact presse

Harris Interactive en France:
Laurence Lavernhe
5-7 rue du Sahel – 75012 Paris
Tel: 01 44 87 60 94 – Fax: 01 44 87 60 31
llavernhe@harrisinteractive.fr

Harris Interactive in the United States:
Tracey McNerney
Office: +1 (585) 214-7756
tmcnerney@harrisinteractive.com